

**RSPile**

# **Bored Pile**

Verification Manual

# Table of Contents

1. Example 1 – Weak Rock.....	3
2. Example 2 – Cohesive Clay.....	4
3. Example 3a – Cohesionless sand (SPT Ks/Delta) .....	5
4. Example 3b – Cohesionless sand (SPT AASHTO) .....	7

# 1. Example 1 – Weak Rock

Table 1.0

Depth (m)	Unconfined Compressive Strength (kPa)	Average RQD %	Internal Friction Angle (°)
0 - 22.3	2,000	60	27

Table 2.0

Water Table Levels	Pile Type	Other Design Considerations
Elevation = -2m	22.3m Circular Pile Diameter = 1.2m	N/A

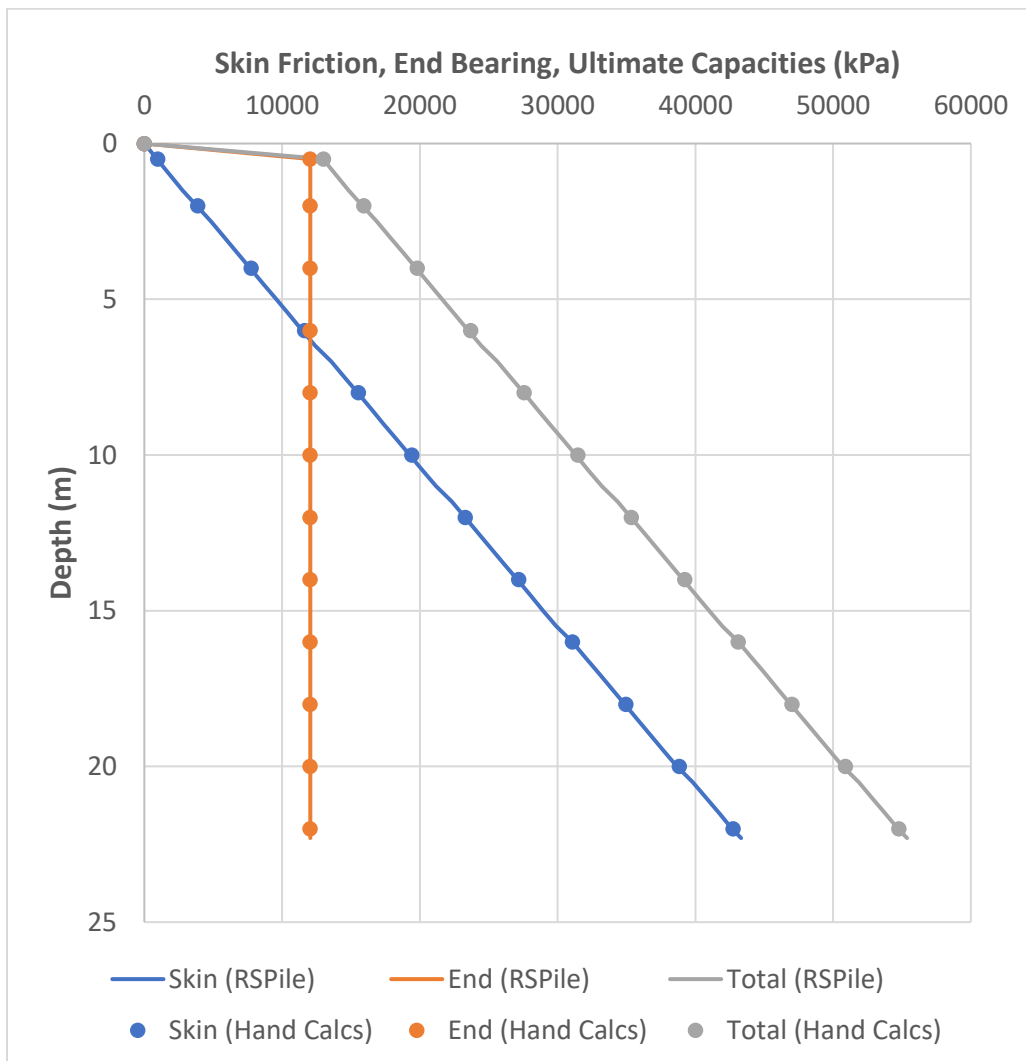


Figure 1.0

## 2. Example 2 – Cohesive Clay

Table 3.0

Depth (m)	Beta	Effective Cohesion	Bearing Capacity Factor Nc	Bearing Capacity Factor Nq
0 - 15	0.6	10	7	60

Table 4.0

Water Table Levels	Pile Type	Other Design Considerations
Elevation = -1m	15m Circular Pile Diameter = 0.6m	N/A

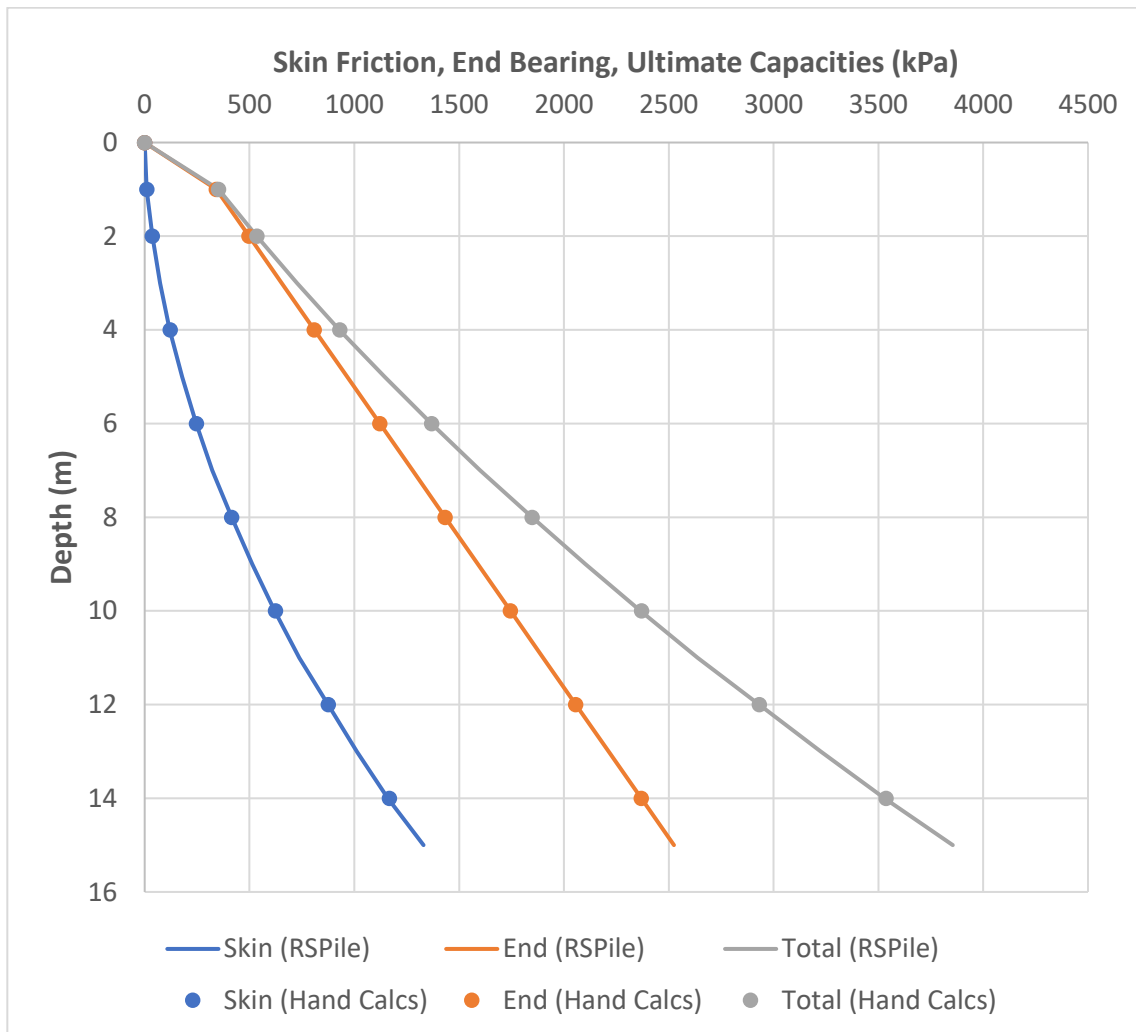


Figure 2.0

### 3. Example 3a – Cohesionless sand (SPT Ks/Delta)

---

Table 5.0

Depth (m)	SPT N
0	68
1	68
2	68
3	68
4	45
5	44
6	40
7	37
8	35
9	36
10	36
11	38
12	40
13	44
14	47
15	50
16	55
17	60
18	70
19	72
20	70
21	55
22	50
23	45
24	43
25	42
26	41
27	40
28	40
29	39
30	38
31	37
32	37
33	38
34	39
35	40

Table 6.0

Depth (m)	Unit Weight (kN/m <sup>3</sup> )	Datum Dependency	Top/Bottom Unit Weight (kN/m <sup>3</sup> )	OCR	Ks/Ko	Delta/Phi	Bearing Capacity Factor Nq
0 – 3	14	No	--	1	0.667	0.8	300
3 – 20	6.19	Yes	6.19/12.19	1	0.667	0.8	70
20 – 35	12.19	No	--	1	0.667	0.8	75

Table 7.0

Water Table Levels	Pile Type	Other Design Considerations
N/A	35m Circular Pile Diameter = 1m	N/A

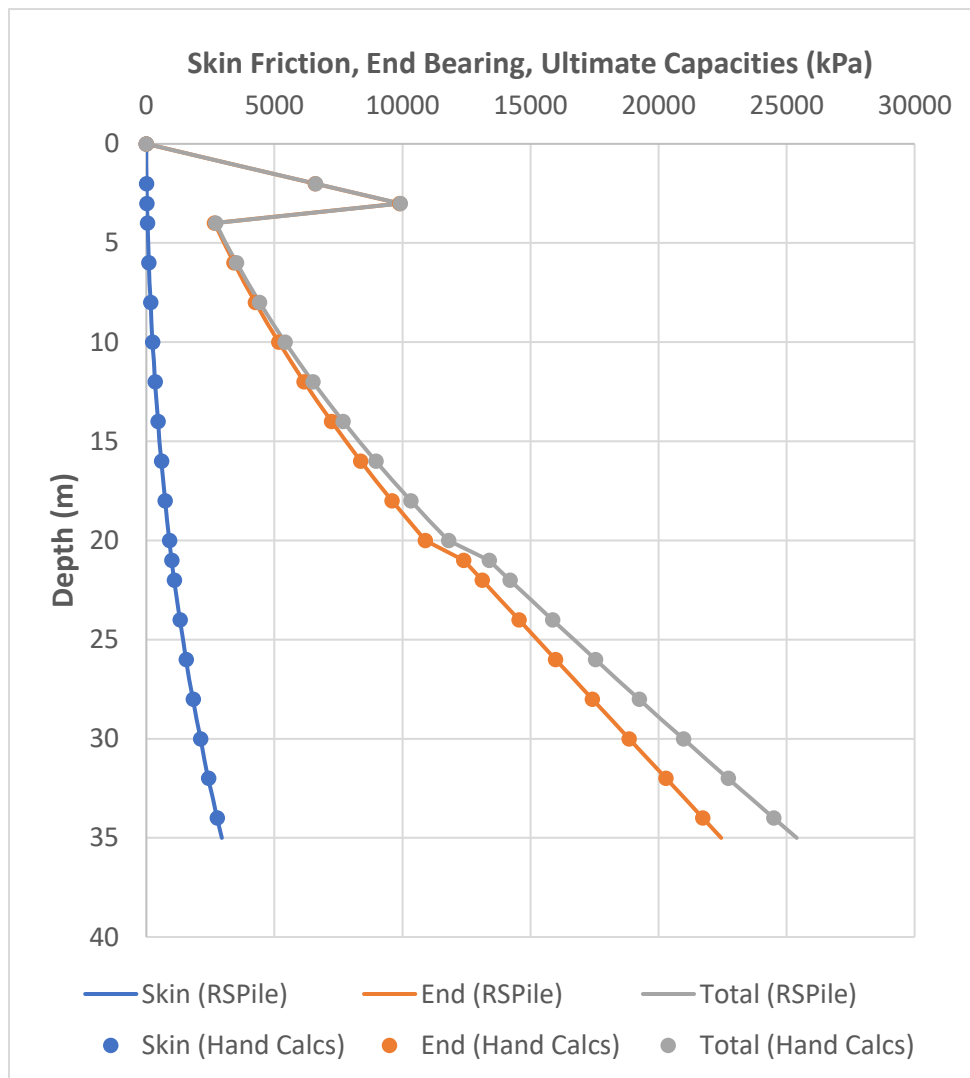


Figure 3.0

## 4. Example 3b – Cohesionless sand (SPT AASHTO)

---

Table 8.0

Depth (m)	SPT N
0	68
1	68
2	68
3	68
4	45
5	44
6	40
7	37
8	35
9	36
10	36
11	38
12	40
13	44
14	47
15	50
16	55
17	60
18	70
19	72
20	70
21	55
22	50
23	45
24	43
25	42
26	41
27	40
28	40
29	39
30	38
31	37
32	37
33	38
34	39
35	40

Table 9.0

Water Table Levels	Pile Type	Other Design Considerations
N/A	35ft Circular Pile Diameter = 1ft	N/A

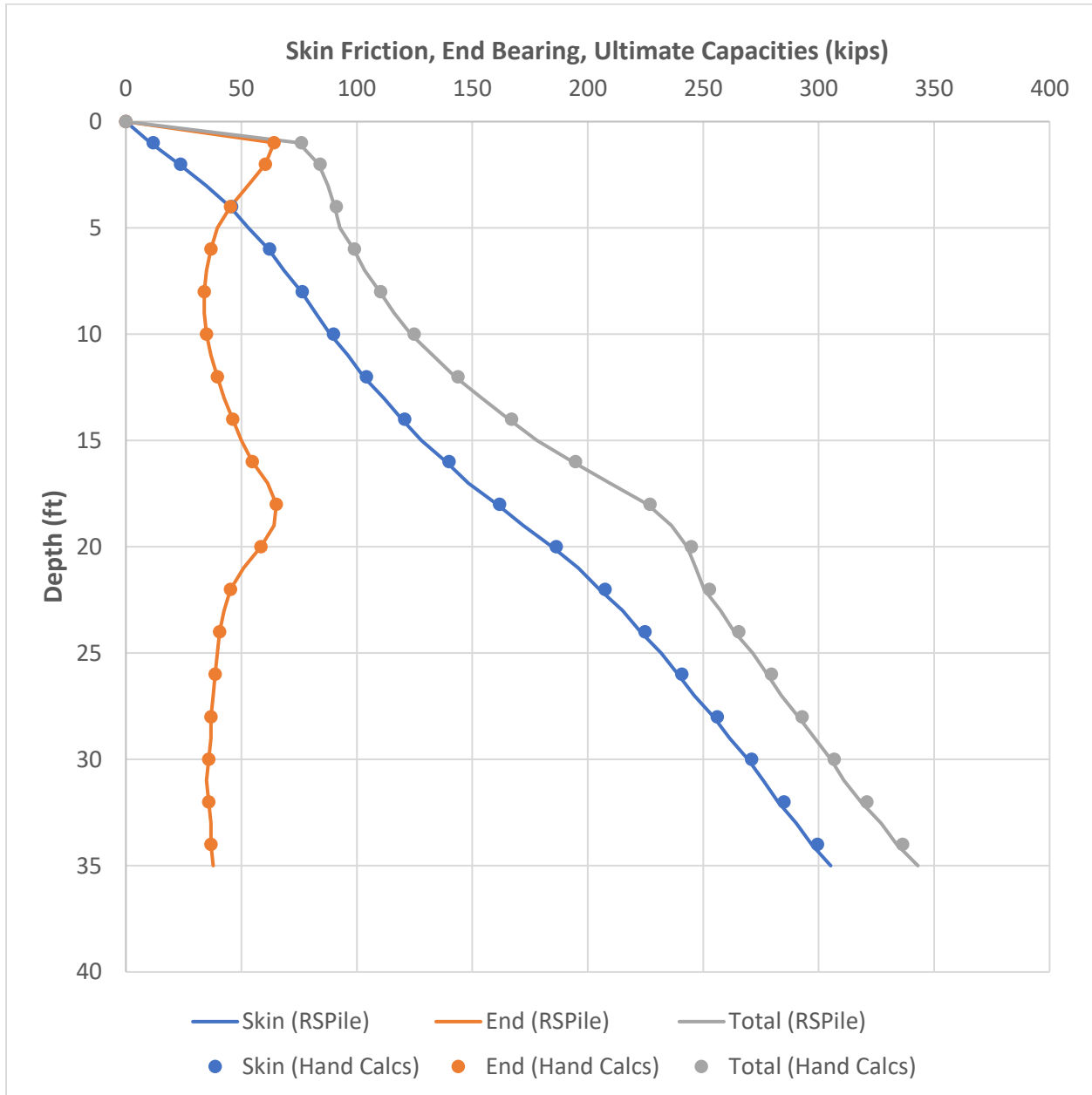


Figure 4.0